

# QUEEN BEE 410

AVAILABLE ONLY IN FABRIC.

FRAME: plywood with fir details.

SUSPENSION: seat in reinforced elastic webbing.

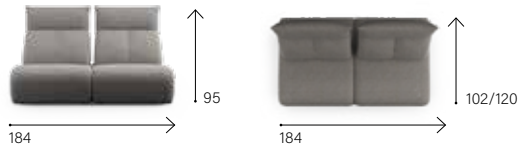
SITTING CUSHIONS: in polyurethane 35-30 Kg/m<sup>3</sup> covered with wadding.

BACK CUSHIONS: in polyurethane 21 Kg/m<sup>3</sup> covered with wadding.

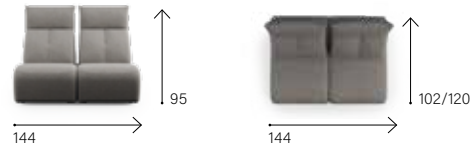
FEET: plastic non-slip.




**508**



**531**




**630**



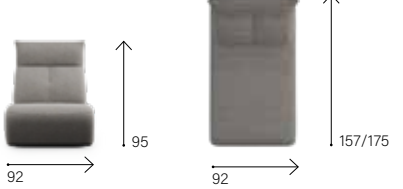
LARGE CENTRAL 1 PLACE WITH RELAXATION

**631**



SMALL CENTRAL 1 PLACE WITH RELAXATION

**501**




**509**



**502**



**148**



**142**



**140**



**509 + 148 + 509 + 140 + 630**

